Bouncebackability? England and Wales Crime Trends to end of June 2020

Anthon Dixon
Graham Farrell, University of Leeds.

Recorded crimes per 10,000 people in England and Wales (except GMP) from data.police.uk. Groups of similar rates. Drop bars = expected rates (95% confidence intervals). Shaded for March 2020 onwards.

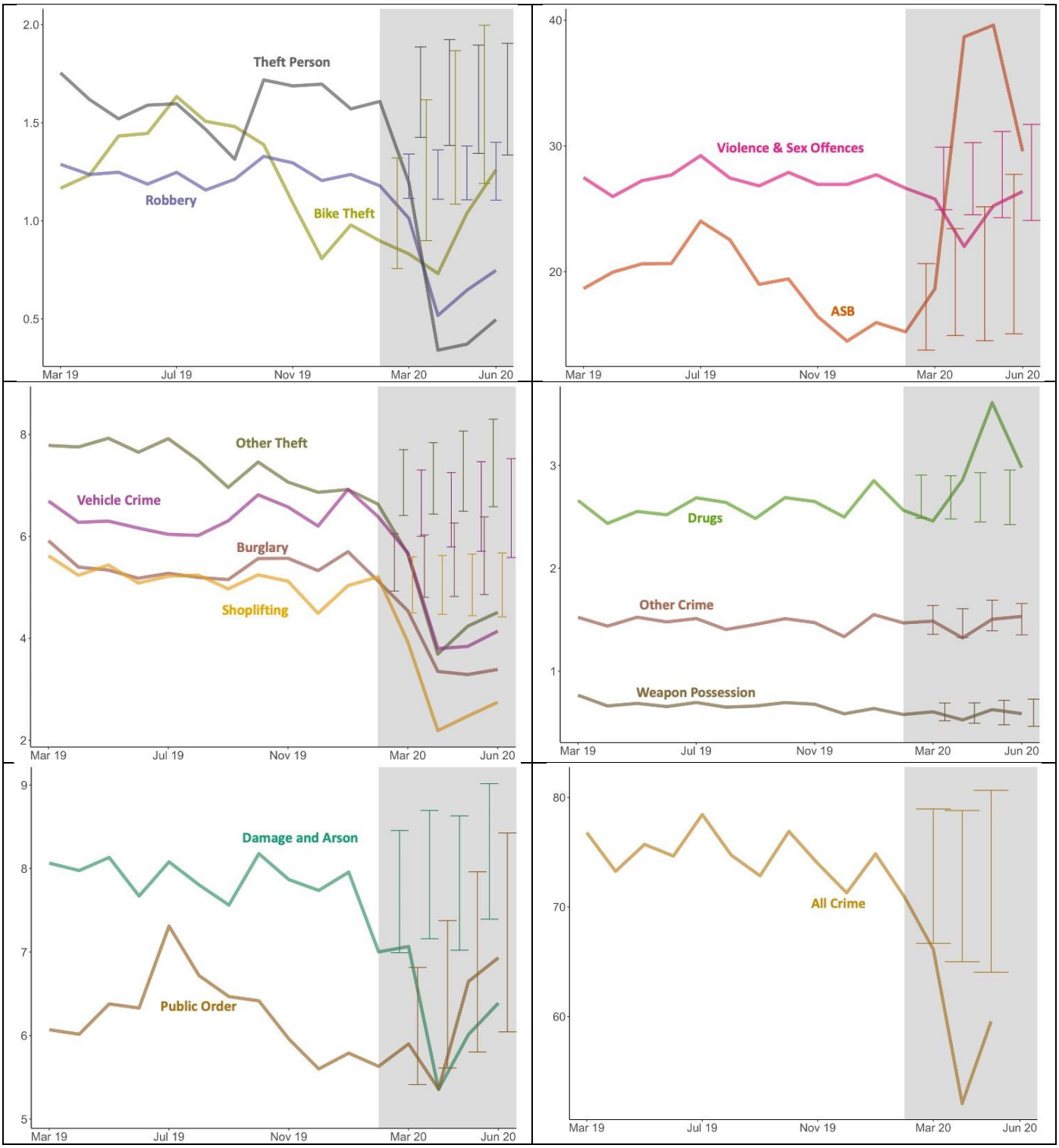

Range of % Difference (95% CI)

May 2020

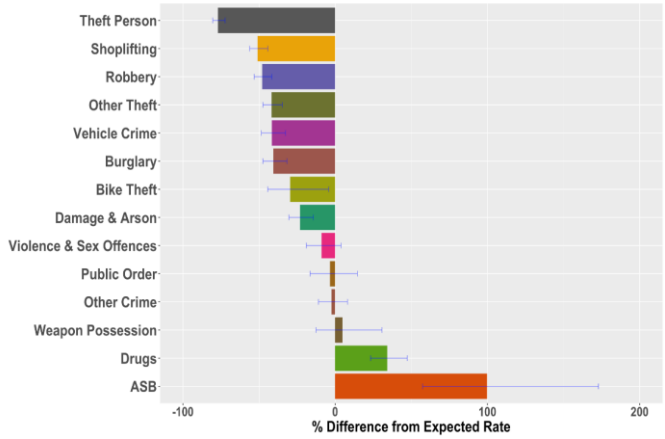

Crime	*% Change*	*95% CIs*
Theft Person	-77.1	(-72.3, -80.4)
Shoplifting	-51	(-44.3, -56.2)
Robbery	-48	(-41.6, -53.2)
Vehicle Crime	-41.8	(-34.7, -47.5)
Other Theft	-41.6	(-32.7, -48.5)
Burglary	-40.6	(-31.8, -47.5)
Bike Theft	-29.6	(-4.2, -44.4)
Damage & Arson	-23.2	(-14.4, -30.3)
Violence & Sex Offences	-9	(3.9, -19)
Public Order	-3.4	(14.6, -16.5)
Other Crime	-2.4	(8.1, -11)
Weapon Possession	4.8	(30.8, -12.6)
Drugs	34.2	(47.3, 23.2)
ASB	99.7	(172.9, 57.4)

June 2020

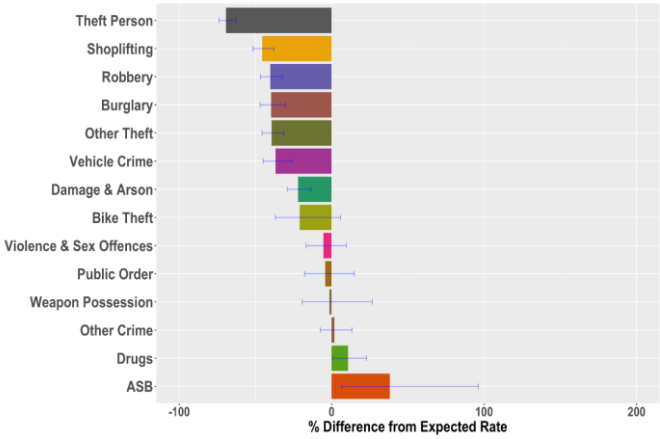

Crime	*% Change*	*95% CIs*
Theft Person	-69.4	(-62.8, -73.9)
Shoplifting	-45.6	(-37.9, -51.6)
Robbery	-40.3	(-32.3, -46.6)
Burglary	-39.7	(-30.2, -46.9)
Other Theft	-39.4	(-31.5, -45.6)
Vehicle Crime	-36.8	(-25.9, -45)
Bike Theft	-22.1	(-13.6, -29.1)
Damage & Arson	-21	(5.8, -36.9)
Public Order	-5.4	(9.6, -16.8)
Violence & Sex Offences	-4.2	(14.7, -17.7)
Weapon Possession	-1.4	(26.7, -19.3)
Other Crime	1.8	(13.3, -7.6)
Drugs	10.7	(22.8, 0.8)
ASB	38.1	(96.3, 6.6)

Bouncebackability

For the most part, recorded crimes in June 2020 began to 'bounce back' towards the long-term trend while remaining far from the level expected (five-year ARIMA analysis was used to generate confidence intervals in the figures). For most crime types this meant an increase in June compared to unprecedented lows in April and May, but a rate still well below expected. For drug offences and anti-social behaviour it meant a decrease compared to April and May, both remaining statistically significantly above their expected rate.

The expected crime rates were calculated with Hyndman et al.'s (2020) AutoARIMA R package.

Reference as: Dixon, A. and G. Farrell. (2020). Bouncebackability? England and Wales Crime Trends to end of June 2020, *Statistical Bulletin on Crime and COVID-19, Issue 4*. Leeds: University of Leeds.

© The Authors (2020). DOI: http://doi.org/10.5518/100/28 . ISSN: 2634-4424. This work is licensed under a Creative Commons (CC-BY 4.0).

This research was funded by the Economic and Social Research Council under the UK Research and Innovation open call on COVID-19, grant ES/V00445X/1.